

If you have any questions, please contact me at jamie@teachmommyteach.com

Thank you for downloading!

You May:

- use these resources in your own home or classroom for non-commercial use.
- print as many copies as you would like.
- share the website link, <https://teachmommyteach.com/>, where this printable can be found, so that others can download the file.

You May NOT:

- sell, give away, or share a printed copy. Each person should download separately and print.
- print out a copy for multiple teachers, as in an entire school, co-op, or other group. Each teacher should download separately and print.
- link directly to the pdf. Instead, link to the page on <https://teachmommyteach.com/> or <https://teacherspayteacher.com/> where you found the download.
- claim this or any part of this printable as your own.
- alter this printable and claim it as your own.
- host any of the files on your personal or other websites that can be shared with others.
- Upload this resource to any file sharing sites

Credits!! Thank you Speaking of Images and Open Clipart!



<https://www.teacherspayteachers.com/Store/Speaking-Of-Images>



<https://openclipart.org/>

Set 1 Book 10: Peg and Ted


Pre-Reading Worksheets

Your child will practice CVC words with the letters A, B, C, D, E, F, G, H, I, J, M, N, O, P, R, S, T, U, and W in preparation for reading this book. Your child will be introduced to a couple CVCC words, went and pink. Your child will practice the high-frequency word *in*.

Name: _____

Set 1 Book 10: Peg

Circle the mouth that is saying the sound of the letter shown.



Name: _____

Match the letter to the picture that starts with that letter.

Aa



Ee



Ii



Oo



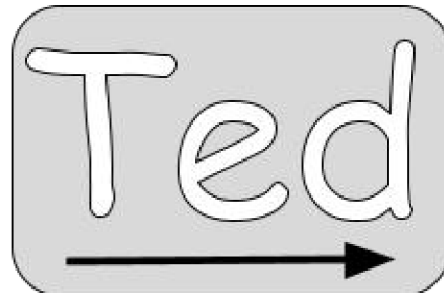
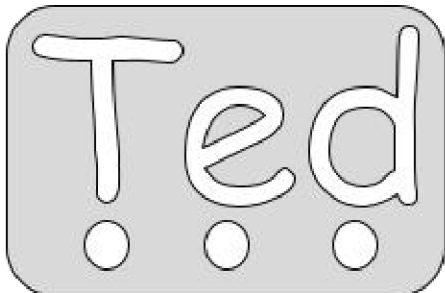


Uu



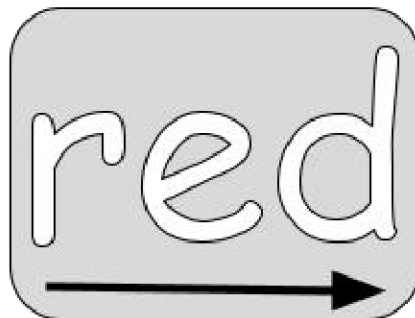
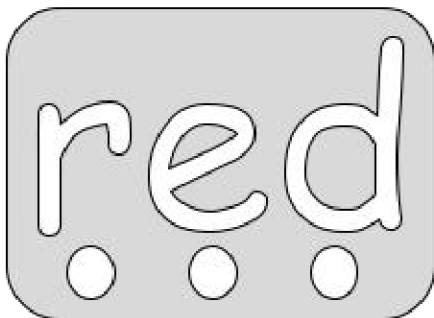
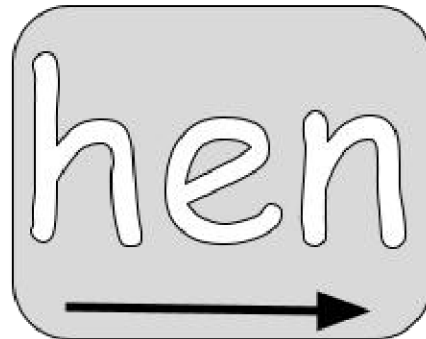
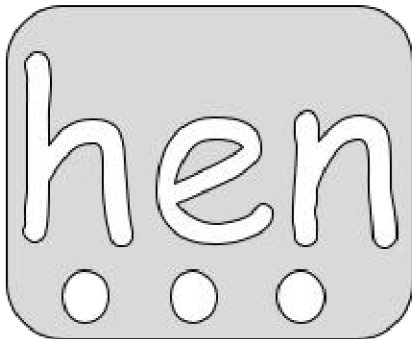
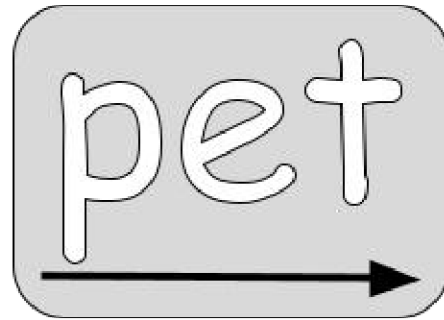
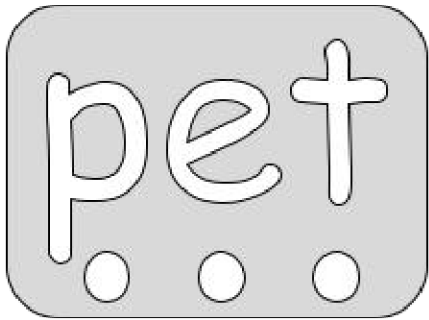

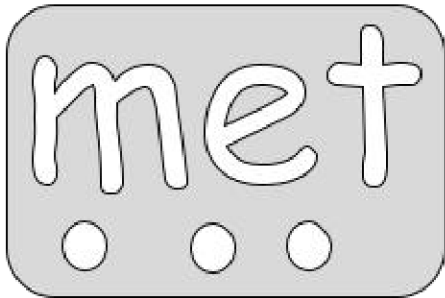
Thank you openclipart.org for providing the wonderful clipart!!

Touch each dot and say the sound the letter(s) represent. Then, touching the arrow, put the sounds together to sound out the word.



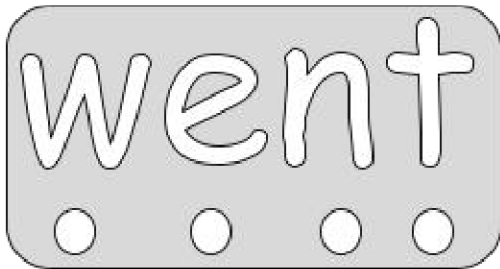
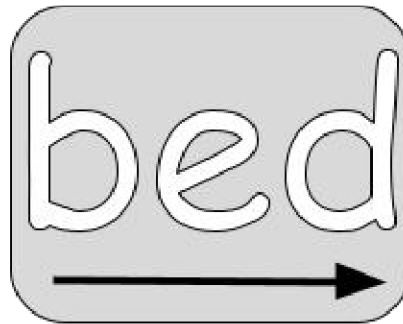
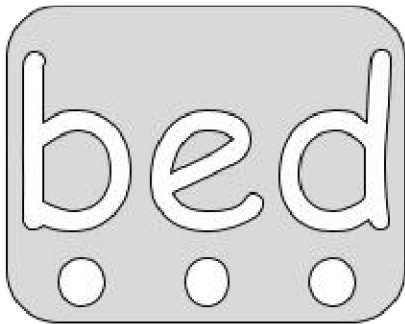
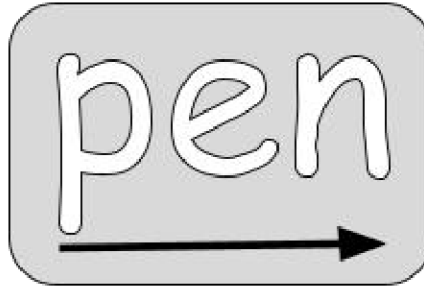
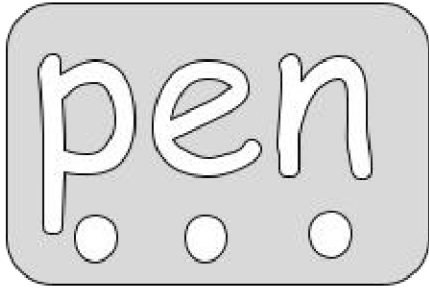
Name: _____

Touch each dot and say the sound the letter(s) above represent. Then, touching the arrow, put the sounds together to sound out the word.



Name: _____

Touch each dot and say the sound the letter(s) above represent. Then, touching the arrow, put the sounds together to sound out the word.



Read the words. Match the rhyming words.

bed

pet

hen

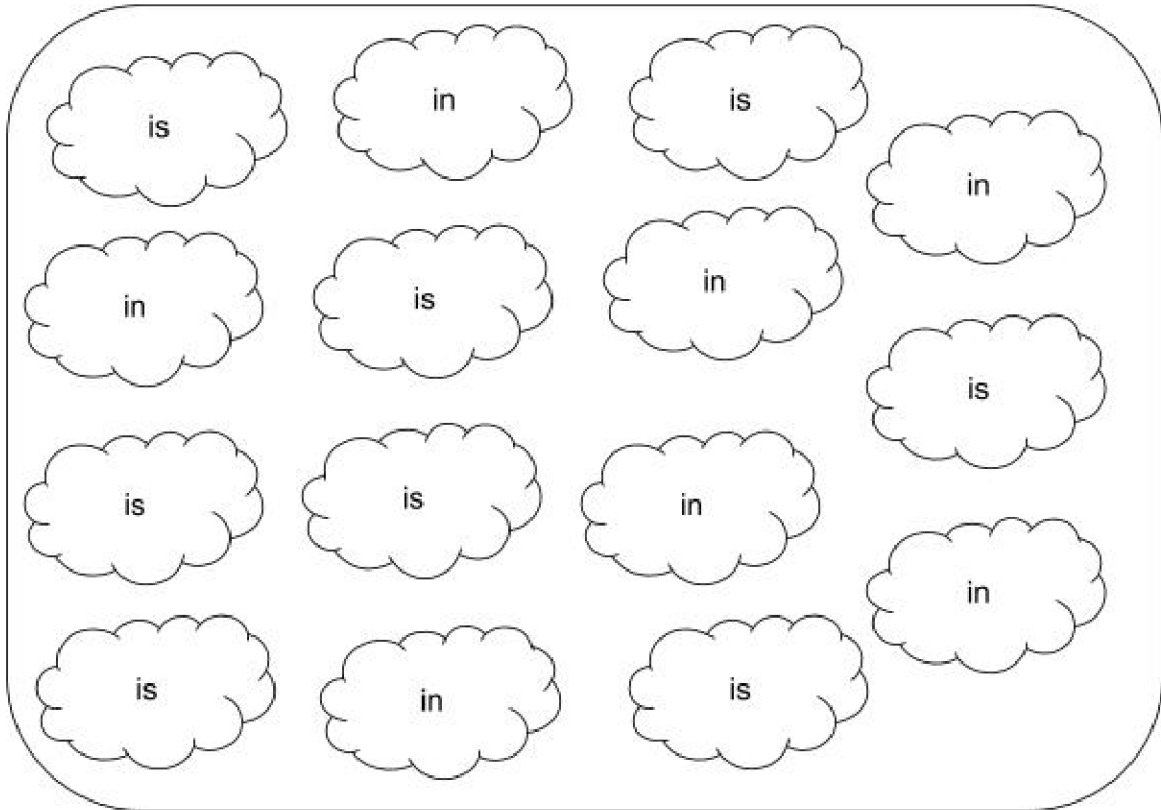
red

met

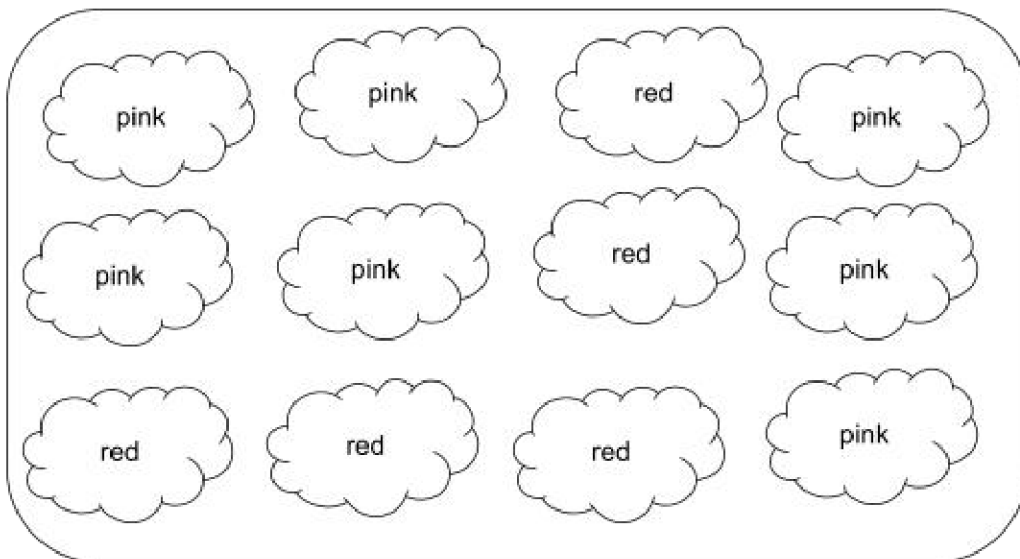
pen

Name: _____

Let's review the sight word, IS. Let's also review a high frequency word, IN.
How many times do you see the word IS? How many times do you see the word IN?




Let's practice reading RED and PINK. Color the word RED red. Color the word PINK pink.




Name: _____



Sound out your new high frequency word.



Color all the clouds with the word WENT in it.

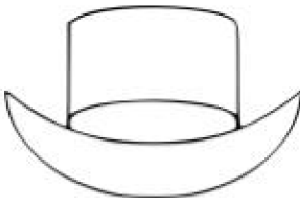

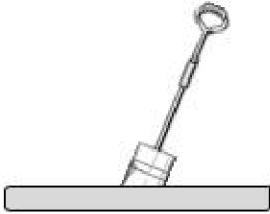


Cut and glue the word WENT.



Name: _____

Match the pictures that rhyme.



Thank you openclipart.org for these wonderful images!

Name: _____

Set 1 Book 10: Peg and Ted

The word **pink** can be a difficult word to sound out because the **i** does not represent the sound previously learned. The **i** in the word **pink**, represents a **long e** sound. That means it sounds like you are saying the letter name **e**. Practice saying the **long e** sound and look at the child saying the **long e** sound below.

Now point to the highlighted **i** in the sound chart below. The **i** is there because **i** can sometimes represent the **long e** sound.



Spelling Patterns: /ē/

e	y
ee	ea
e-e	ie
ey	i



Sound out **pink** using the pictures of the children's mouths as a tool.



p **i** **n** **k**

Some other words have an **i** that represents a **long e** sound. Have a grown-up help you sound out the following words. Can you circle the **i** that sounds like a **long e**?



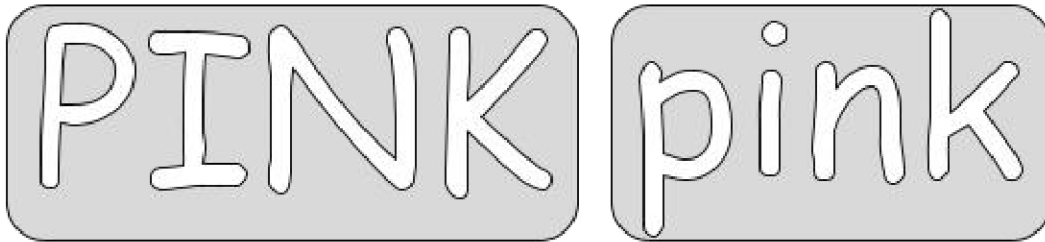
sink



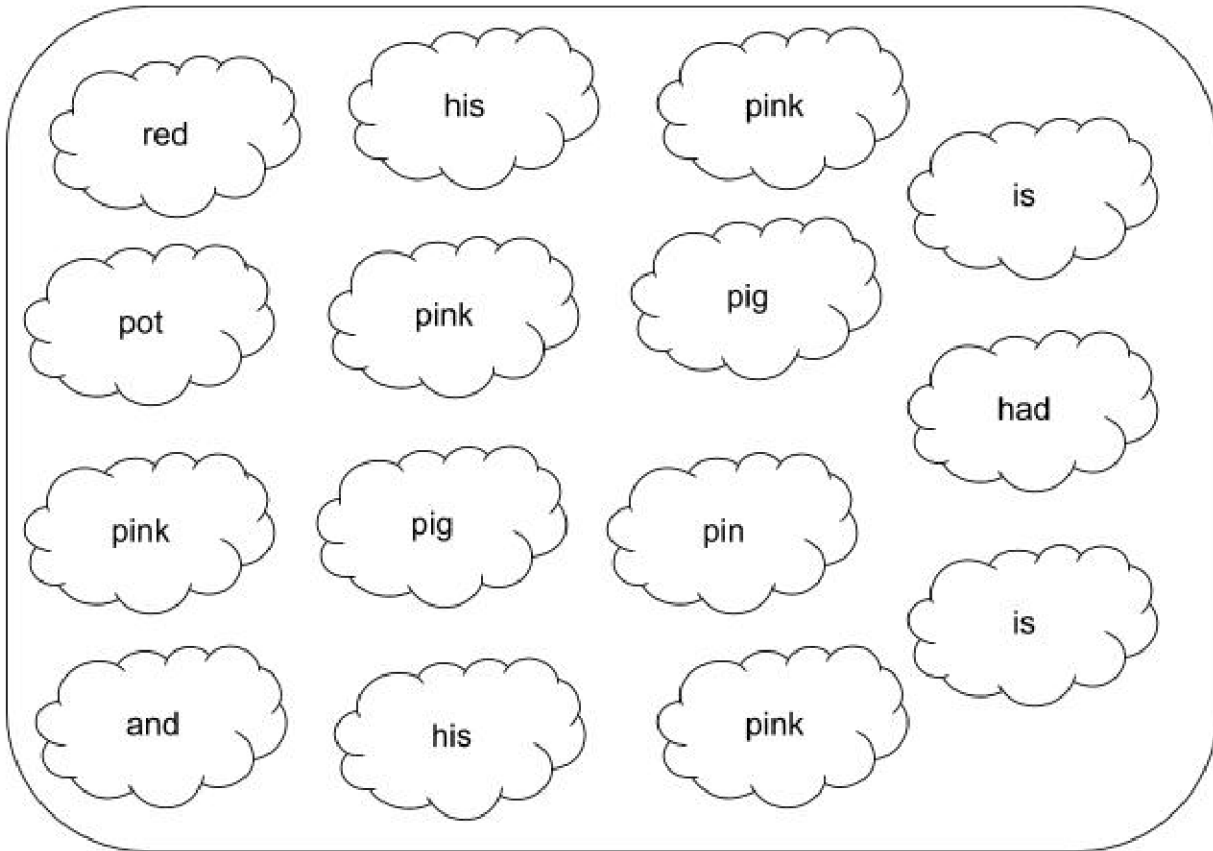
rink

Name: _____


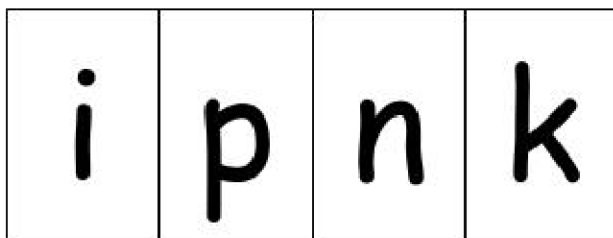
Color your new sight word.



Color all the clouds with the word PINK in it. Color those clouds pink.



Cut and glue the word PINK.





Name: _____

Set 1 Book 10: Peg and Ted

Read the two words below. Cut out the graphemes (letters) below. Then match the graphemes (letters) to the pictures of the mouths saying the words, and glue. Write the words on the handwriting lines.

r	e	d	p	i	n	k
---	---	---	---	---	---	---





Set 1 Book 10: Peg and Ted

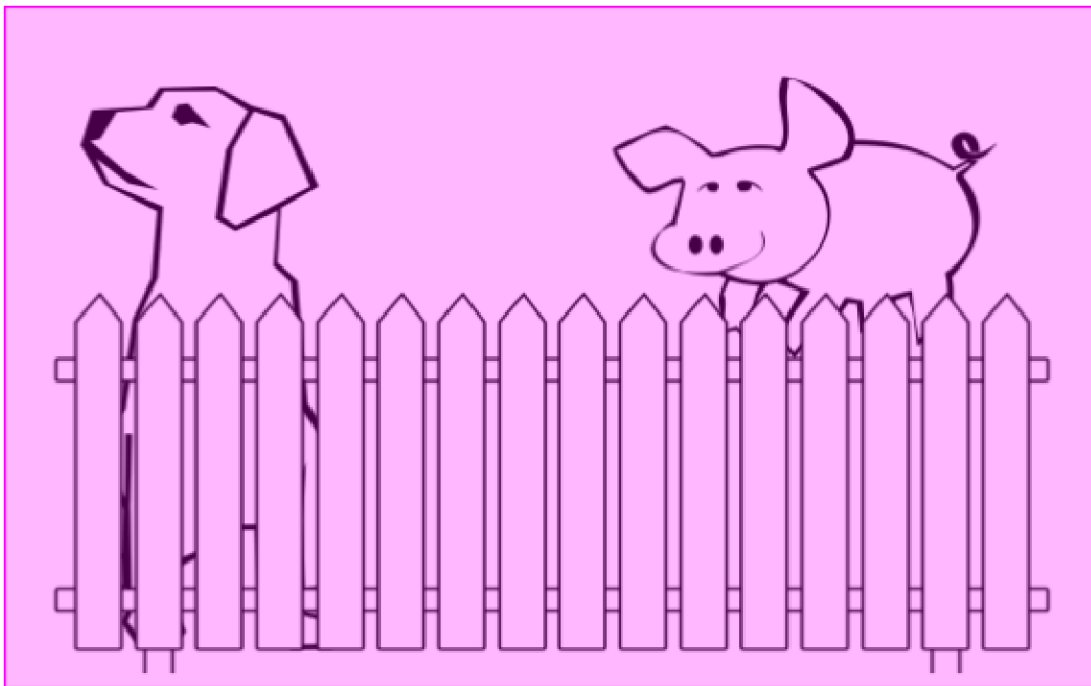
Extra Practice

Post-Reading Worksheets

Name: _____

Read the following story.

The pig is pink. The dog is pink.
The pink pig and pink dog went to
the pink pen.



Thank you openclipart.org for the wonderful clipart!

Name: _____

Finish writing each word that represents the picture next to it. As you go down the list, each word will only change 1 grapheme (letter or letters that represent one sound.)



red



_____ed



be_____

Set 1 Book 10: Peg and Ted

Answers

Pre-Reading Worksheets

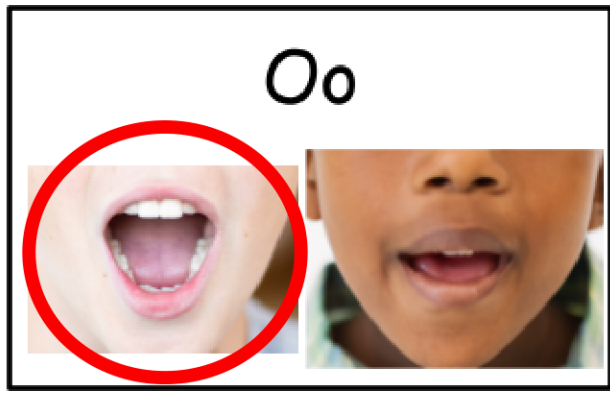

Your child will practice CVC words with the letters A, B, C, D, E, F, G, H, I, J, M, N, O, P, R, S, T, U, and W in preparation for reading this book. Your child will be introduced to a couple CVCC words, went and pink. Your child will practice the high-frequency word *in*.

Answers

Name: _____

Set 1 Book 10: Peg


Circle the mouth that is saying the sound of the letter shown.





Answers


Name: _____


Match the letter to the picture that starts with that letter.

Aa 

Ee 

Ii 



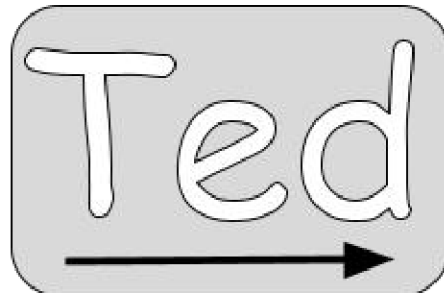
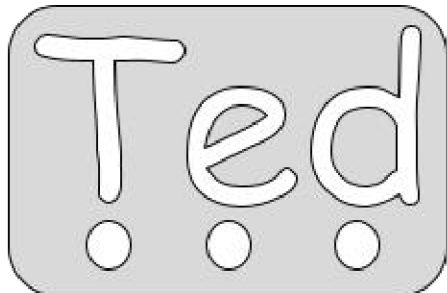
Oo 

Uu 

(Note: Red lines connect Aa to Apple, Ee to Elephant, Ii to Umbrella, Oo to Octopus, and Uu to Beehive.)

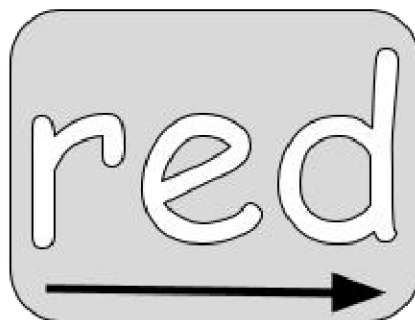
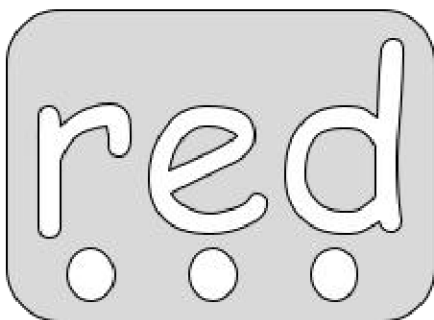
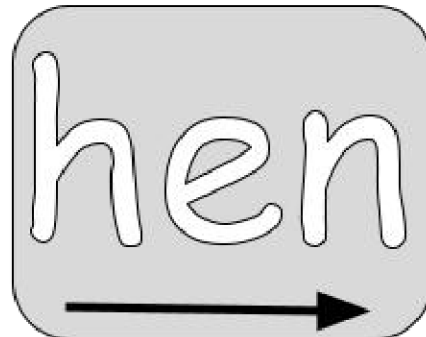
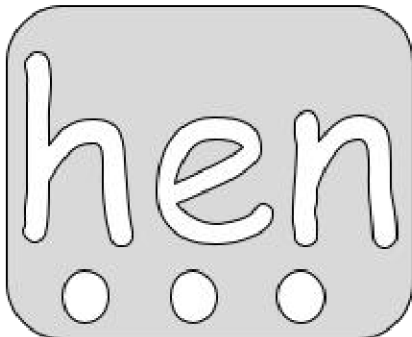
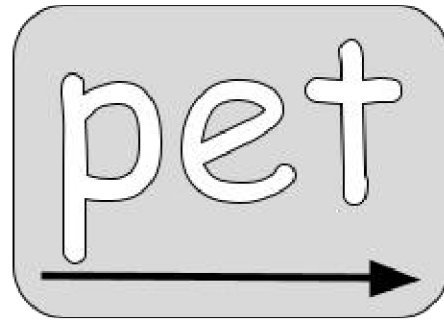
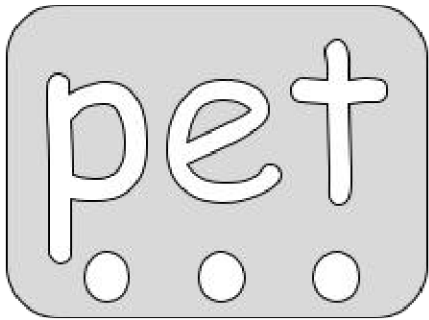

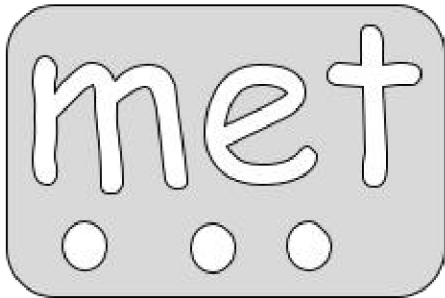
Thank you openclipart.org for providing the wonderful clipart!!

Touch each dot and say the sound the letter(s) represent. Then, touching the arrow, put the sounds together to sound out the word.



Name: _____ **Answers**

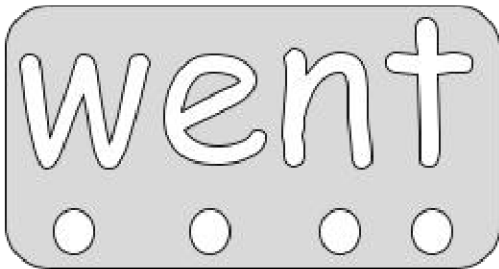

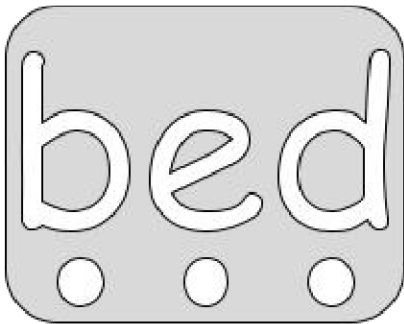
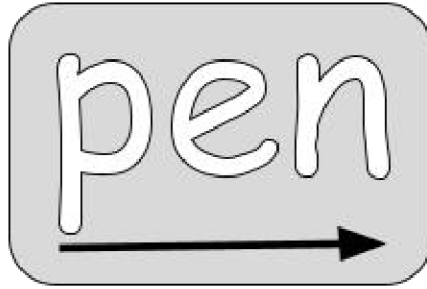
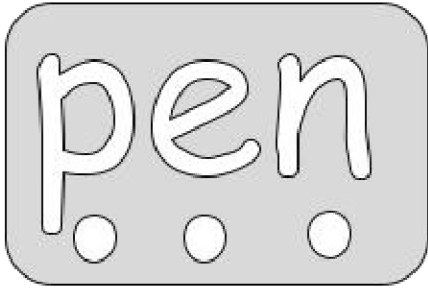
Touch each dot and say the sound the letter(s) above represent. Then, touching the arrow, put the sounds together to sound out the word.



Answers

Name: _____

Touch each dot and say the sound the letter(s) above represent. Then, touching the arrow, put the sounds together to sound out the word.



Read the words. Match the rhyming words.

bed

pet

hen

red

met

pen

Name: _____

Let's review the sight word, IS. Let's also review a high frequency word, IN.
How many times do you see the word IS? How many times do you see the word IN?

IS=8

IN=7

is	in	is	in
in	is	in	is
is	is	in	in
is	in	is	


Let's practice reading RED and PINK. Color the word RED red. Color the word PINK pink.

pink	pink	red	pink
pink	pink	red	pink
red	red	red	pink


Answers

Name: _____

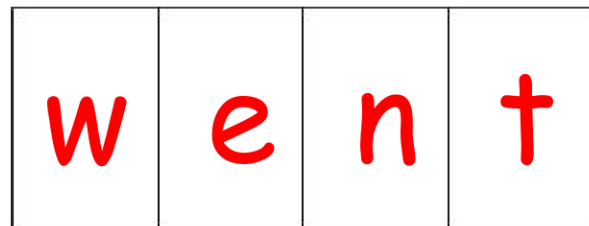
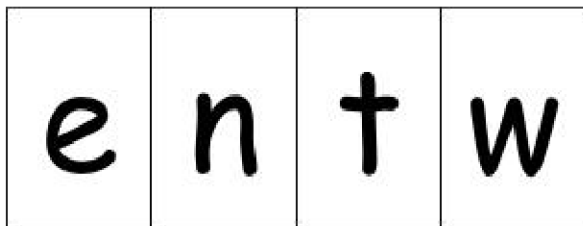
Sound out your new high frequency word.



Color all the clouds with the word WENT in it.



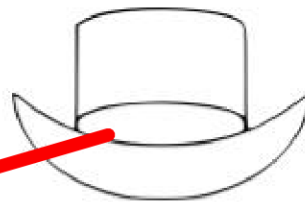
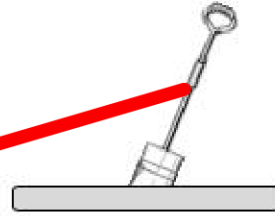
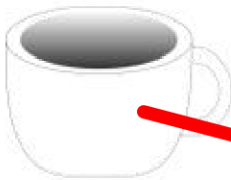



Cut and glue the word WENT.



Answers

Name: _____

Match the pictures that rhyme.



Thank you openclipart.org for these wonderful images!

Answers

Name: _____

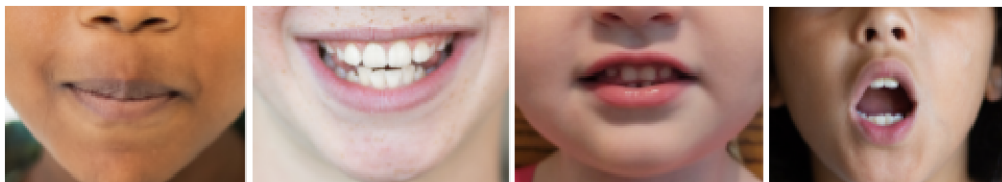
Set 1 Book 10: Peg and Ted

The word **pink** can be a difficult word to sound out because the **i** does not represent the sound previously learned. The **i** in the word **pink**, represents a **long e** sound. That means it sounds like you are saying the letter name **e**. Practice saying the **long e** sound and look at the child saying the **long e** sound below.

Now point to the highlighted **i** in the sound chart below. The **i** is there because **i** can sometimes represent the **long e** sound.



Sound out **pink** using the pictures of the children's mouths as a tool.



p

i

n

k

Some other words have an **i** that represents a **long e** sound. Have a grown-up help you sound out the following words. Can you circle the **i** that sounds like a **long e**?



sink

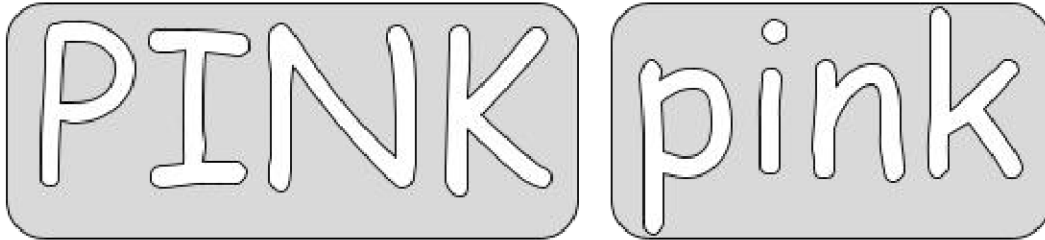


rink

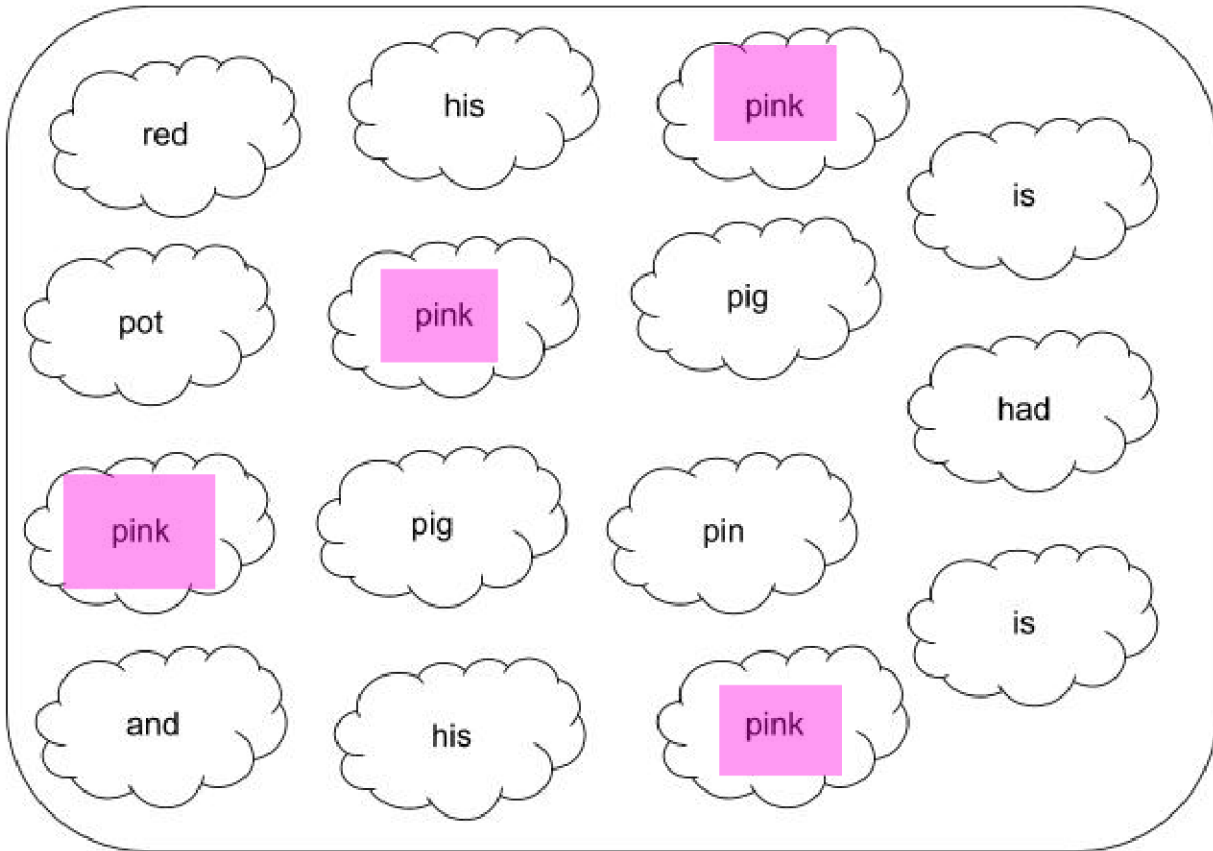
Answers

Name: _____


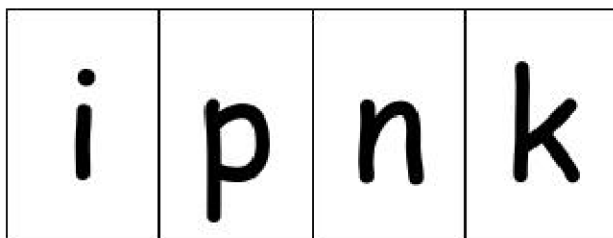
Color your new sight word.



Color all the clouds with the word PINK in it. Color those clouds pink.



Cut and glue the word PINK.

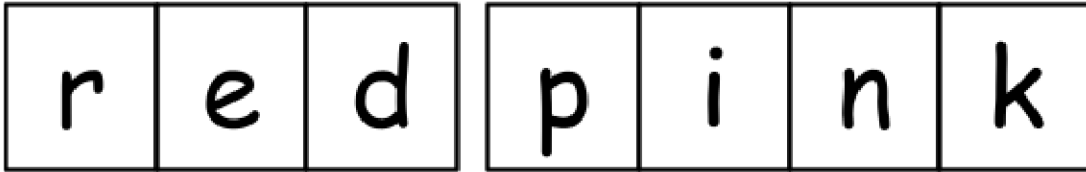


Answers

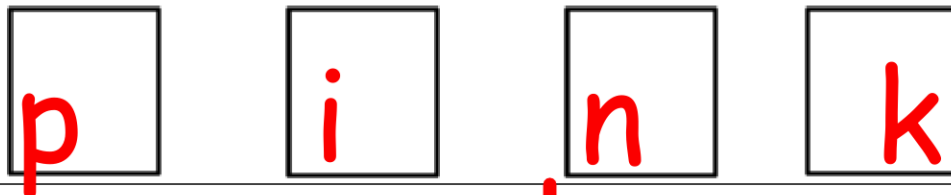
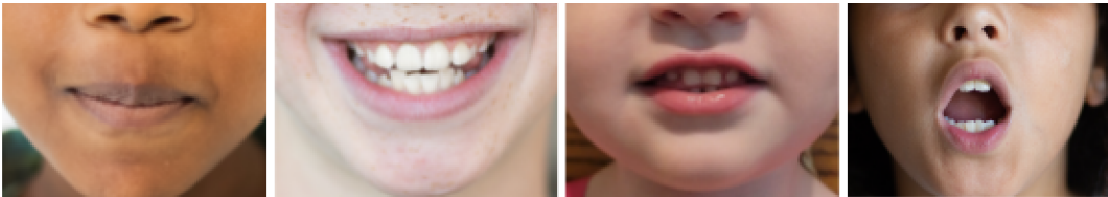
Name: _____

Set 1 Book 10: Peg and Ted

Read the two words below. Cut out the graphemes (letters) below. Then match the graphemes (letters) to the pictures of the mouths saying the words, and glue. Write the words on the handwriting lines.



red



pink

Set 1 Book 10: Peg and Ted

Answers

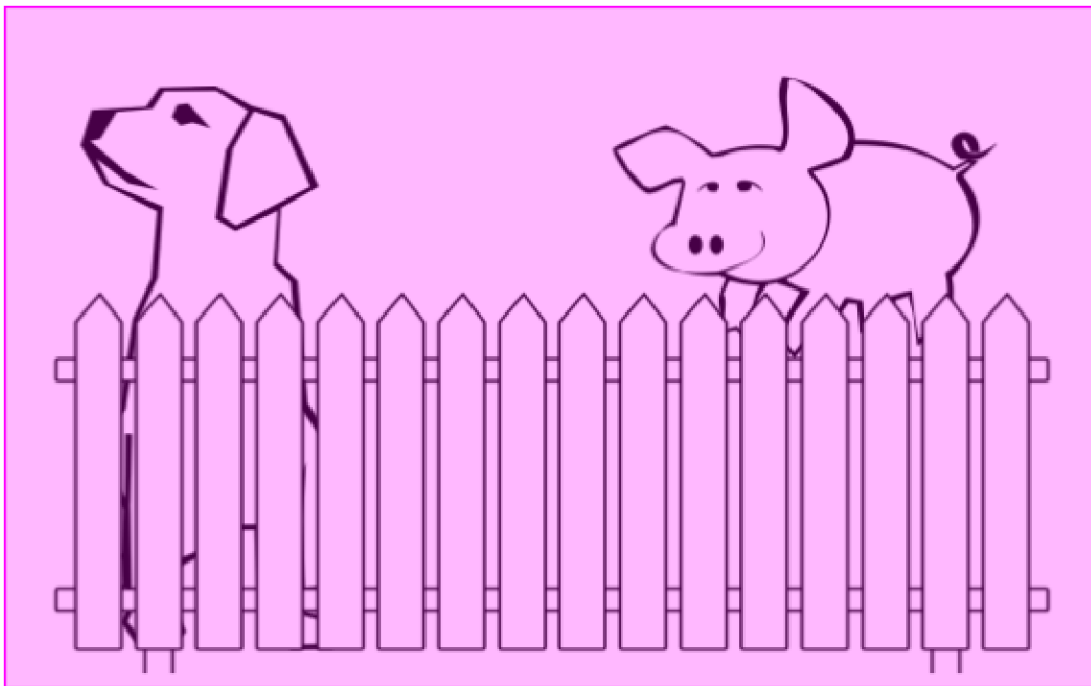
Extra Practice

Post-Reading Worksheets

Name: Answers

Read the following story.

The pig is pink. The dog is pink.
The pink pig and pink dog went to
the pink pen.



Thank you openclipart.org for the wonderful clipart!

Name: Answers

Finish writing each word that represents the picture next to it. As you go down the list, each word will only change 1 grapheme (letter or letters that represent one sound.)



red



bed



beg